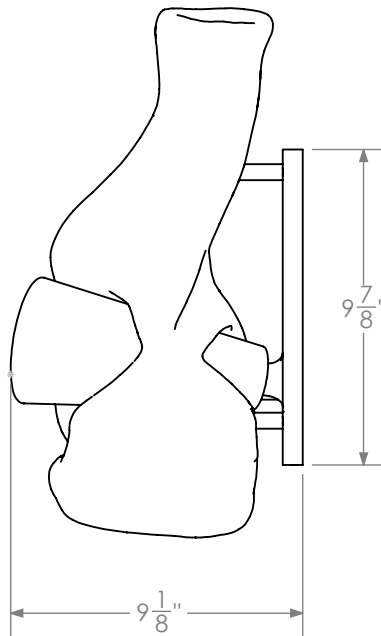
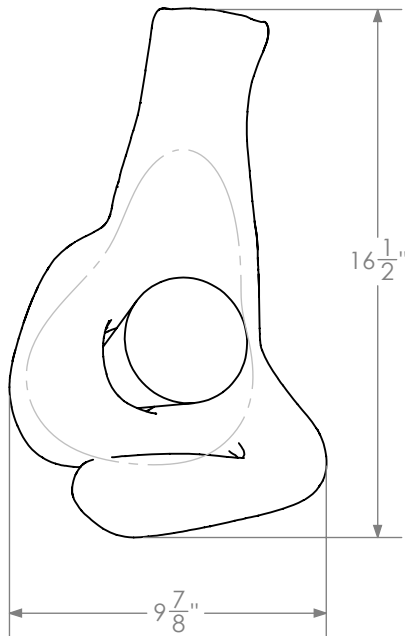
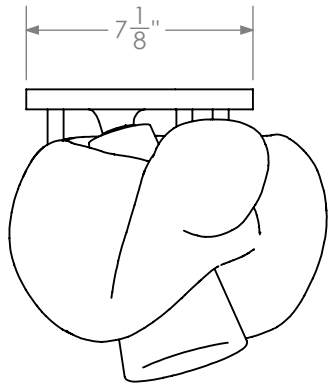


# SQUIDGE SCONCE



Crystal clear molten glass is poured into a graphite mold to create the sculptural body of the sconce, which is pierced by a hand-blown white glass cone and mounted to a bronze backplate armature.

## Materials

Glass  
Cast Bronze  
Brass

## Standard Finishes

Clear Cast Glass  
White Handblown Glass  
Satin Bronze

## Dimensions

16-1/2" H x 9-7/8" W x 9-1/8" D

## Notes

Lamping: 1 G9 bulb, max 75W. 4.5W dimmable LED bulb included. 450 lumens, 2700K color temperature.  
120V, UL approved. (240V available)  
Available with wall plug and inline dimmer: +\$250.

## Retail

\$9,250

## Lead Time

10-12 Weeks

**Customization** Available - please contact us. **Weight** ~25 lbs